





Spell the Word

Phonics Worksheet

Look at the pictures. Fill in the blank spaces to spell the word.

	t	<div style="border: 1px solid black; padding: 5px; text-align: center;"><i>digraph</i> oa</div>	d
	<div style="border: 1px solid black; padding: 5px; text-align: center;">s</div>	o	<div style="border: 1px solid black; padding: 5px; text-align: center;"><i>digraph</i> ck</div>
	<div style="border: 1px solid black; padding: 5px; text-align: center;"><i>digraph</i> ch</div>	i	<div style="border: 1px solid black; padding: 5px; text-align: center;">l</div> d
	<div style="border: 1px solid black; padding: 5px; text-align: center;">t</div>	o	<div style="border: 1px solid black; padding: 5px; text-align: center;">o</div> <div style="border: 1px solid black; padding: 5px; text-align: center;"><i>digraph</i> th</div>