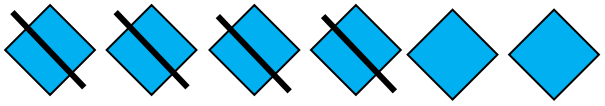


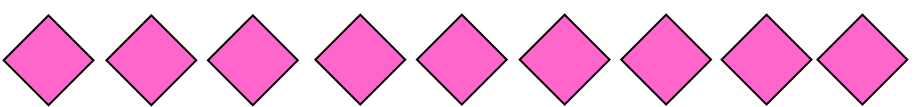

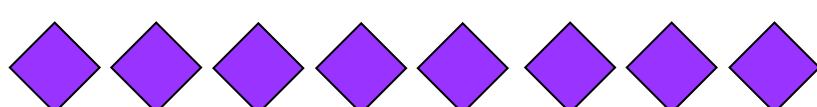
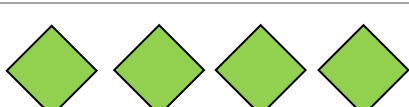


## Subtraction using pictures

### Subtraction Worksheet

Count the circles. Write the total. Then, cross out circles according to the equation, and write the difference.

 $6 - 4 = \underline{2}$	Total: <u>6</u>
 $3 - 1 = \underline{\quad}$	Total: <u>        </u>
 $7 - 6 = \underline{\quad}$	Total: <u>        </u>
 $9 - 3 = \underline{\quad}$	Total: <u>        </u>
 $5 - 0 = \underline{\quad}$	Total: <u>        </u>
 $8 - 2 = \underline{\quad}$	Total: <u>        </u>
 $4 - 3 = \underline{\quad}$	Total: <u>        </u>