
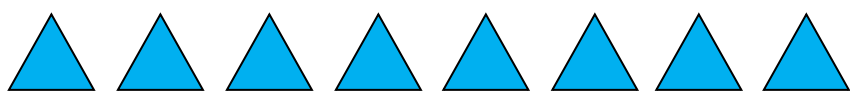
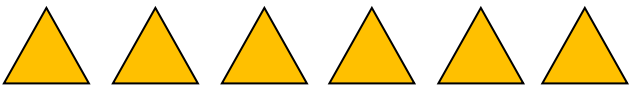



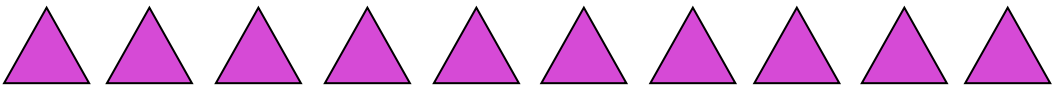


Subtraction using pictures

Subtraction Worksheet

Count the circles. Write the total. Then, cross out circles according to the equation, and write the difference.

 $6 - 4 = \underline{2}$	Total: <u>6</u>
 $8 - 3 = \underline{\quad}$	Total: <u> </u>
 $6 - 5 = \underline{\quad}$	Total: <u> </u>
 $3 - 1 = \underline{\quad}$	Total: <u> </u>
 $5 - 2 = \underline{\quad}$	Total: <u> </u>
 $7 - 6 = \underline{\quad}$	Total: <u> </u>
 $10 - 4 = \underline{\quad}$	Total: <u> </u>